

352117 DQT GRAPPLER SINGLET

\$85.00*



SIZES: XS, S, M, L, XL, 2XL

OFFER DATE: AVAILABLE 365 DAYS/YEAR

*15% upcharge for 3XL

3-5 WEEK DELIVERY UPON ARTWORK APPROVAL. Fully sublimated wrestling singlet. Fully customized singlet with the ability for team name across center front chest, outer right thigh and middle back. Four-way stretch Lycra® spandex for optimal movement. Gripper elastic at lower leg. Swoosh design trademark at upper right chest. **Exclusive order form required.**

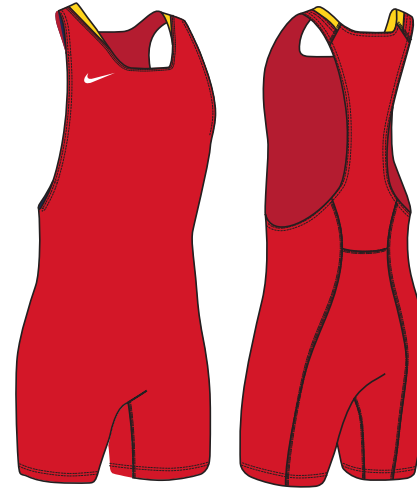
FABRIC: 86% polyester/14% Lycra® spandex.

<365>

CHARACTER SPECIFICATIONS:

- Maximum 9 characters on front, back and leg
- 1.5" letters on front and leg name (1 or 2 color)
- .75" letters on back name (1 or 2 color)

SIZE	XS	S	M	L	XL	2XL	3XL
CHEST	32-34	34-36	38-40	42-44	46-48	50-52	54-56
WEIGHT	90-110	110-130	130-155	155-185	185-220	220-250	250-280



NEWS06807 IOWA CITY WRESTLING SINGLET



SIZES: S, M, L, XL, 2XL
*15% upcharge for 3XL

Solid singlet. 4" inseam. Specify body color. Options: 0.625" or 1" neck and armhole trim. 1" rib knit cuff with elastic. +2", +4" or +6" additional length. Gripper elastic inside leg openings. Neck and armhole self-fabric binding. Pictured with optional 1" cuffs.

FABRIC: 92% nylon/8% spandex.

CUSTOM



NEWS06801 CHAPEL HILL WRESTLING SINGLET



SIZES: S, M, L, XL, 2XL
*15% upcharge for 3XL

Contrasting curved side inserts on both sides. Specify body color and contrasting curved side insert color. Options: 0.625" or 1" neck and armhole trim. Gripper elastic inside leg openings. Neck and armhole self-fabric binding. 1" rib knit cuff with elastic. 4" inseam. +2", +4" or +6" additional length.

FABRIC: 92% nylon/8% spandex.

CUSTOM



NEWS06803 UNIVERSITY WRESTLING SINGLET



SIZES: S, M, L, XL, 2XL
*15% upcharge for 3XL

Special 2" curved body insert on front and back. Standard 6" inseam with extra length available up to a maximum of 10" inseam on sizes 36 and up. 8" inseam maximum on size 34. Specify upper body color, 2" special insert color and lower body color (lower body color can be same as upper body or contrasting). Options: 0.625" or 1" neck and armhole trim. Gripper elastic inside leg openings. Neck and armhole self-fabric binding. 1" rib knit cuff with elastic. +2" or +4" additional length.


FABRIC: 92% nylon/8% spandex.

Bottom leg panels grow when extra length is added.

CUSTOM




COLOR OPTIONS



Indicates color of Swoosh patch on fabric color. No options available.

NECK/CUFF TRIM OPTIONS

Regular patterns for 1" neck and armhole trim, 1" cuffs and side inserts on singlets
*5/8" trim available on 11, 22, 23E and 33E patterns only.



PATTERN SPECIFICATIONS

Nike Wrestling standard pattern with 4" inseam except on styles "Palo Alto" (style # NEW06804) and "University" (style # NEW06803) which feature a 6" inseam.

The pictures in this flyer do not represent exact seam location(s) for singlets with pieced bodies and inserts. Due to the grading from smaller size singlets to larger size singlets, seam location(s) may be slightly different in reference to side seams and armholes.

NIKE WRESTLING OPTIONS

- 5/8" or 1" neck and armhole trim
- 1" rib knit cuff with elastic
- Rib knit cuffs not available on "Cardinal" (style # NEW06804)
- Extra length 2", 4", 6" (not available on size 34)
- Gripper elastic inside leg openings
- Neck and armhole self-fabric binding

SUGGESTIONS FOR WRESTLING SINGLETS

There is no substitute for working with accurate measurements of the athletes when ordering uniforms. Often this information is not available, and garments must be ordered on a blind basis. Wrestlers in the same weight class may have very different builds, however, the following size ranges have worked well in outfitting high school and college wrestling squads, and are suggested for use in the absence of actual measurements furnished by the user (college weight classes differ).

FONT OPTIONS

PLAIN BLOCK - 1 or 2 color print or tackle twill



FULL BLOCK - 1 or 2 color print or tackle twill



FULL BLOCK OUTLINE - 1 or 2 color print only



GOTHIC BLOCK - 1 or 2 color print or tackle twill



ATHLETIC GOTHIC SHADOW - 1 or 2 color print or 2 color tackle twill



ATHLETIC SHADOW - 1 or 2 color print or 2 color tackle twill



KANSAS BLOCK - 1 or 2 color print or tackle twill



CAXTON ROMAN BLOCK - 1 or 2 color print or tackle twill



NIKE TRUE BLOCK - 1 or 2 color print or tackle twill



MIAMI (NOT SHOWN) - 1 or 2 color print or tackle twill

SCRIPT (NOT SHOWN) - 1 or 2 color print or tackle twill

CUSTOM

SINGLET SIZING (36 S) (40 M) (44 L) (48 XL) (52 XXL) (56 XXXL)

WEIGHT CLASSES	103	112	119	125	130	135	140	145	152	160	171	189	HWT
SIZE	34	36	36	38	38	38	40	40	40	42	44	46	48 & UP

OVERSIZE CHARGES: 50, 52 or XXL, add 10%. 54, 56 or XXXL, add 25%



366683 | SPEEDSWEEP

\$42.00

SIZES: 6.5-14, 15

OFFER DATE: C/O

For the athlete who has a desire to inflict punishment. The true champion.

UPPER: Breathable mesh and split suede upper for freedom of movement and durability.

MIDSOLE: Die-cut EVA sockliner for cushioning.

OUTSOLE: Gum rubber outsole provides sticky traction.

001 Black/Black-White



366684 | SPEEDSWEEP VII (BG)

\$35.00

SIZES: 12c-6y

OFFER DATE: C/O

For the athlete who has a desire to inflict punishment. The true champion.

UPPER: Breathable mesh and split suede upper for freedom of movement and durability.

MIDSOLE: Die-cut EVA sockliner for cushioning.

OUTSOLE: Gum rubber outsole provides sticky traction.

001 Black/Black-White



325256 | NIKE INFLICT

\$75.00

SIZES: 6-14, 15

OFFER DATE: C/O

For the athlete who has a desire to inflict punishment. The true champion.

UPPER: Breathable mesh upper for freedom of movement.

MIDSOLE: Full-length double lasted midsole for low to the ground control.

OUTSOLE: Gum rubber outsole with forefoot wraps provide traction at any angle.

001 Medium Grey/Black